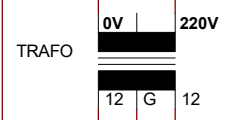
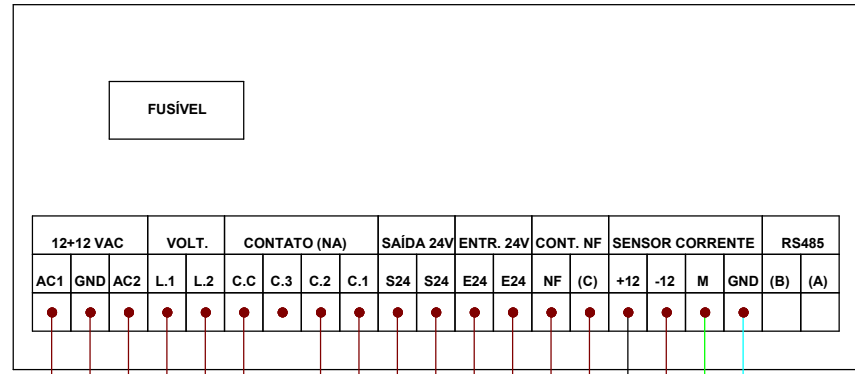
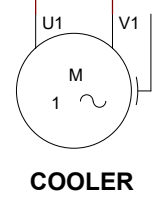
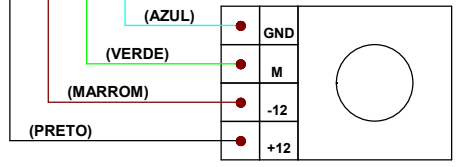


MÓDULO DE COMANDO F-17



TENSÃO DO MOTOR CIRCUITO DE FORÇA (K1)



| BORNES DE ENTRADA | | | |
|--|-----------------------------------|------------------------------|--|
| B1 B2 | B3 B4 | B5 B6 | B7 B8 |
| ENTRADA PARA ACIONAMENTO REMOTO (24 VAC) | SAIDA PARA VALVULA MESTRE (24VAC) | ENTRADA CHAVE DE FLUXO. (NA) | SAIDA PARA ACIONAMENTO VIA RADIO (FONTE 24VAC) |

| | | | | | | | | |
|------------|------------|------------|-------------|--------------------|----------------------------|----------|----------------------|------|
| | Data | Nome | Assinaturas | Entidade | Título | Data | 01/01/2021 | Num: |
| Desenhado | 01/01/2021 | Moyses T. | | IRRIGAFÁCIL | COMANDO DIRETA REV3 | Arquivo: | Comando Direta REV 3 | |
| Verificado | 01/01/2021 | Rodolfo B. | | | | | | |